

**Warranty
Registration**
Register online today for a
chance to win a FREE Tripp Lite
product www.tripplite.com/warranty

Owner's Manual



HDMI Extender

Model: B122-000



TRIPP·LITE


Tripp Lite World Headquarters
1111 W. 35th Street, Chicago, IL 60609 USA
(773) 869-1234 • www.tripplite.com

NOTE: Follow these instructions to ensure proper operation and prevent damage to this device and its connected equipment.


Copyright © 2006 Tripp Lite. All rights reserved.
All trademarks are the property of their respective owners.

Installation


- 1 Connect the longer HDMI cable between the HDMI Source and the B122-000 connector marked “IN”.



- 2 Then connect the shorter HDMI cable between the HDMI Display and the B122-000 connector marked “OUT”.



- 3 Connect the DC Power to the DC Jack of the B122-000, and then connect the DC Adapter to the wall socket.



Troubleshooting

- 1 Direct connect a single cable (5 meters or less is recommended) between the source and the display to ensure that both devices and the cable are working properly.
- 2 Confirm that the two short cables are functional by using the above step. Then use these cables to connect the B122-000 between the source and the display. If there is no video, either the long cable or the B122-000 is faulty.
- 3 To test the power supply, use a voltmeter and measure the DC output of the DC adapter to ensure that 5V is present. If output is 5V, the DC adapter is functional and the B122-000 unit has failed.

Note: The positive (+) is in the middle and the ground (-) is on the exterior of the plug.

Warranty Registration

Visit www.triplite.com/warranty today to register the warranty for your new Tripp Lite product. You'll automatically be entered into a drawing for a chance to win a FREE Tripp Lite product!*

** No purchase necessary. Void where prohibited. Some restrictions apply. See website for details.*

1-Year Limited Warranty

TRIPP LITE warrants its products to be free from defects in materials and workmanship for a period of one (1) year from the date of initial purchase. TRIPP LITE's obligation under this warranty is limited to repairing or replacing (at its sole option) any such defective products. To obtain service under this warranty, you must obtain a Returned Material Authorization (RMA) number from TRIPP LITE or an authorized TRIPP LITE service center. Products must be returned to TRIPP LITE or an authorized TRIPP LITE service center with transportation charges prepaid and must be accompanied by a brief description of the problem encountered and proof of date and place of purchase. This warranty does not apply to equipment which has been damaged by accident, negligence or misapplication or has been altered or modified in any way.

EXCEPT AS PROVIDED HEREIN, TRIPP LITE MAKES NO WARRANTIES, EXPRESS OR IMPLIED, INCLUDING WARRANTIES OF MERCHANTABILITY AND FITNESS FOR A PARTICULAR PURPOSE. Some states do not permit limitation or exclusion of implied warranties; therefore, the aforesaid limitation(s) or exclusion(s) may not apply to the purchaser.

EXCEPT AS PROVIDED ABOVE, IN NO EVENT WILL TRIPP LITE BE LIABLE FOR DIRECT, INDIRECT, SPECIAL, INCIDENTAL OR CONSEQUENTIAL DAMAGES ARISING OUT OF THE USE OF THIS PRODUCT, EVEN IF ADVISED OF THE POSSIBILITY OF SUCH DAMAGE. Specifically, TRIPP LITE is not liable for any costs, such as lost profits or revenue, loss of equipment, loss of use of equipment, loss of software, loss of data, costs of substitutes, claims by third parties, or otherwise.

FCC Radio / TV Interference Notice

Note: This equipment has been tested and found to comply with the limits for a Class B digital device, pursuant to Part 15 of the FCC Rules. These limits are designed to provide reasonable protection against harmful interference in a residential installation. This equipment generates, uses and can radiate radio frequency energy, and if not installed and used in accordance with the instruction manual, may cause interference to radio communications. However, there is no guarantee that interference will not occur in a particular installation. If this equipment does cause harmful interference to radio or television reception, which can be determined by turning the equipment off and on, the user is encouraged to try to correct the interference using one or more of the following measures: reorient or relocate the receiving antenna; increase the separation between the equipment and the receiver; connect the equipment into an outlet on a circuit different from that which the receiver is connected; consult the dealer or an experienced radio/television technician for help. The user must use shielded cables and connectors with this product. Any changes or modifications to this product not expressly approved by the party responsible for compliance could void the user's authority to operate the equipment. This device complies with part 15 of the FCC rules. Operation is subject to the following 2 conditions: (1) This device may not cause harmful interference, and (2) This device must accept any interference received, including interference that may cause undesired operation.

Tripp Lite follows a policy of continuous improvement. Specifications are subject to change without notice.



Tripp Lite World Headquarters
1111 W. 35th Street, Chicago, IL 60609 USA
(773) 869-1234 • www.tripp-lite.com